



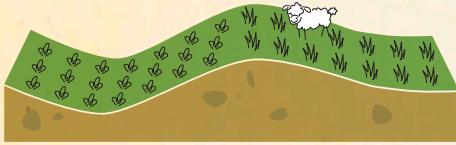
THE EU ORGANIC FARMING (R)EVOLUTION



The EU organic logo. Look out for it!

ORGANIC PRODUCTION IS ON THE INCREASE

Total area cultivated as organic



2002 5.6 MILLION HECTARES



2011 9.6 MILLION HECTARES

+ 500 000 hectares/year

Expansion of the organic area every year over the last decade

5.4%

Area of organic farmland as a percentage of utilised agricultural area in Europe

TOP 5 COUNTRIES FOR ORGANIC FARMING

EU countries with the highest proportions of organically farmed land:




AUSTRIA
19%



SWEDEN
15.7%



ESTONIA
14%



CZECH REPUBLIC
13%



LATVIA
10%



DID YOU KNOW

There were 2.6 million heads of certified organic cattle in the EU in 2011.

TOP 5 COUNTRIES WITH THE LARGEST AREA FOR ORGANIC FARMING

In absolute terms, in 2011 the largest areas of organic farming land were in:



SPAIN
1.8 MILLION HECTARES



ITALY
1.1 MILLION HECTARES



GERMANY
1 MILLION HECTARES



FRANCE
0.97 MILLION HECTARES

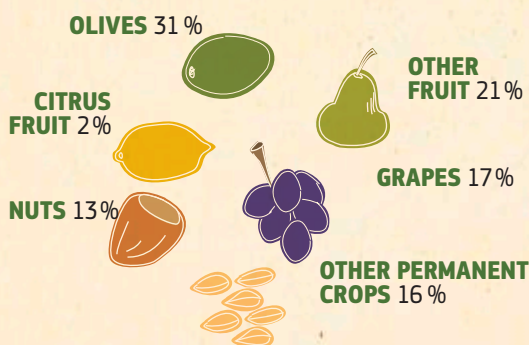


UNITED KINGDOM
0.63 MILLION HECTARES

TOGETHER these countries account for 57% of the total organic area of the European Union.

TOP ORGANIC CROPS

Which permanent crops are organic farmers growing? % of EU total area:



THE SOCIO-ECONOMICS OF ORGANIC FARMING

More than **225 000** organic producers were registered in the European Union in 2011.

CONSUMER VALUE

of EU market for organic food products 19.7 billion euro in 2011

GROWTH RATE

9% from 2010 to 2011

GENDER WOMEN MAKE UP 24% OF ORGANIC FARM MANAGERS.

In some countries this is higher:

Latvia → **41%** Croatia → **32%** Italy → **30%**

AGE FARMERS UNDER 55

Working in the organic farming sector → **61.3%**

Working in the conventional farming sector → **44.2%**